

HARDSCAPE BOOK

SOUTH | VOLUME 21



TABLE OF CONTENTS ▶




04 PROJECT INSPIRATION




18 PAVERS



54 PORCELAIN PAVERS



58 ANTIQUED COLLECTION



62 REMODEL PAVERS




66 GREEN COLLECTION



74 WALLS

Paver Application Matrix	52
Paver Installation Patterns	73
Fire Pits.....	80
Color Matrix.....	84
Gator Accessories.....	86
Lighting.....	88
Locations.....	91
Warranty.....	91




MEGA OLDE TOWNE - SIERRA



TRANSFORM

For over two decades, Tremron has transformed the southern landscape with unrivaled hardscape products. It is our continued dedication to innovative design and quality that has been the cornerstone to our success.



OLDE TOWNE 3PC PAVERS & STONEGATE® WALL - SAND DUNE

Envision an outdoor space that beckons loved ones to gather; with the complete line of Tremron hardscape products, bringing those dreams to life has never been easier. Possibilities abound, limited only by your imagination. Tremron's innovative pavers and wall blocks create an elegantly unified landscape that will be the envy of the neighborhood.

Inspired by nature but created by Tremron, our hardscape products offer an everlasting elegance that creates a sense of luxury and ease.

MEGA OLDE TOWNE PAVERS, STONEGATE® KITCHEN AND MUNICH FIRE PIT - SIERRA

BACKYARD DESIGN ► INVITING. RELAXED. ELEGANT.



TEMPLEHURST - SAND DUNE

POOL DECKS ▶

ENDURING. REFINED. TIMELESS.




PORCELAIN - GYPSUM

Elevate the appearance of your pool with pavers from Tremron. Full size pavers are the perfect choice for new pool construction, while thin remodel pavers are designed to overlay existing concrete for pool deck renovation projects.

When you choose Tremron pavers for your pool deck, you not only create a certain sense of luxury, you also get the assurance of an enduring product that will maintain its beauty with each passing year.



OLDE TOWNE 3PC PAVERS AND STONEGATE® - SAND DUNE



MEGA OLDE TOWNE PAVERS & STONEGATE® WALL - SIERRA

Kitchens have long been considered the heart of the home; bring that sense of comfort outside with an outdoor kitchen created with Tremron wall blocks.

Integrate a pergola and lighting to enhance the beauty and function of your summer kitchen. Complete your outdoor cooking space by adding in your choice of appliances and grill.

OUTDOOR KITCHENS ► BEAUTY. COMFORT. FUNCTION.



STONEHURST PAVERS - SIERRA AND
STONEGATE® WALL - GRANITE & SIERRA

FIREPLACES ▶

BOLD. ALLURING. STATELY.




STONEGATE® - SIERRA

Capture the beauty of European estates while making year-around use of the outdoors with a Tremron Fireplace. Entertain loved ones even during the chilliest of nights while keeping cozy with this grand centerpiece, or easily incorporate a pizza oven to embody an Old World essence and add flair to your dishes.

Seamlessly integrate a custom fireplace into your backyard hardscape design using Stonegate or Munich wall blocks, transforming your backyard dreams into a beautiful reality.



STONEHURST PAVERS AND STONEGATE® WALL - SIERRA



STONEGATE® - SIERRA

Form meets function while creating an intimate environment that is sure to make a grand statement. Tremron Seating Walls offer an elegant appearance and versatile design, while quality construction makes for an impressive and lasting addition to any outdoor setting. Tremron's Seating Wall Products are manufactured in colors designed to coordinate with and complement our extensive line of quality pavers, creating an elegantly unified outdoor space. In addition, seating walls can be used as retaining walls to create support for grade changes and to prevent erosion.

SEATING WALLS ► ACCOMMODATING. GRAND. TRANSFORMING.



OLDE TOWNE - SIERRA

FIRE PITS ▶

RELAXED ELEGANCE



STONEGATE® - SIERRA

Create a natural gathering space for friends and family with a fire pit by Tremron. Whether you're roasting marshmallows over laughter and stories or sipping wine for two, memories are sure to be created year after year with this festive feature added to your outdoor living space.

A fire pit is a great addition to any hardscape installation and can be installed during the initial phase of patio construction or as a future upgrade.



STONEHURST - GLACIER

DRIVEWAYS ▶

CHARACTER. PERFORMANCE. TRANSFORMING.



OLDE TOWNE - SIERRA

Evoke a sense of classic European elegance and add a touch of timelessness when you install any one of our driveway pavers. With several color options to choose from, we make it easy to find the perfect complement to your home.

Tremron pavers add personality and charm to your home's entrance, while simultaneously creating instant curb appeal and increasing the value of your home.



4x8 BRICK - AUTUMN BLEND

PAVERS ▶

BEAUTY. QUALITY. VALUE.



MEGA OLDE TOWNE - SIERRA

Tremron pavers have become the preferred choice amongst landscape professionals and homeowners in the southeast. From classic Old World to sleek contemporary designs, our pavers capture the beauty of natural stone, yet offer exceptional durability, ease, and quality.

Tremron pavers are backed by a 25-year warranty ensuring that you will enjoy the rich color and texture of Tremron pavers for years to come.



4x8 BRICK - GRANITE



TOP: 4x8 BRICK - SAND DUNE, BOTTOM: 4x8 BRICK - AUTUMN BLEND

4x8 BRICK ▶

Tremron's 4x8 Brick Pavers offer durable quality that stand the test of time. The tried and true shape of our brick pavers combines simplicity with sophistication and versatility. Offered in a variety of colors, these pavers will look great whether you install them in running bond, basket weave, or herringbone patterns.




4x8
#PV21040

Standard Colors:



AUTUMN BLEND



GLACIER



SAND DUNE




SIERRA

SF per Cube: 120 / Cube Weight: 3120 lbs / Surface: Flat Top / Available in full cubes and in bands of 20 SF.



ARISTONE - SANDSTONE




ARISTONE - GREY

ARISTONE ▶

Aristone pavers are available in the following sizes: 8"x12", 12"x12", 16"x16" and Plank, and have a ground face that exposes the aggregates within the paver to provide a uniquely elegant alternative to traditional pavers. Although they are commonly used for commercial applications, Aristone pavers are also well-suited for residential pool decks and patios.



Standard Colors:



GREY

SANDSTONE

WHITE

SF per Cube: 106 (8x12), 120 (12x12), 107 (16x16) / **Cube Weight:** 2756 lbs (8x12), 3120 lbs (12x12), 2780 lbs (16x16) / **Surface:** Texture



BULLNOSE - SIERRA



TOP: BULLNOSE - SIERRA, BOTTOM: BULLNOSE - TAUPE

BULLNOSE COPING ▶

Bullnose coping is a perfect addition to any hardscape project and is most commonly used as the finished edge around pools. However, bullnose coping can also be used as a highlight to an entryway, steps or any other application requiring a finished edge.



Regular Bullnose
#BN02020

2-3/4\"/>

4\"/>



AUTUMN BLEND

SAND DUNE



CHARCOAL

SANDSTONE



GLACIER

SIERRA

Standard Colors:

SF per Cube: 455 (Regular), 320 (2-3/4\"/>



CLAY PAVERS - OLD COLUMBIA



TOP/BOTTOM: CLAY PAVERS - OLD COLUMBIA


CLAY PAVERS ▶

If you are seeking a truly unique look, then consider our Old Columbia Clay Pavers. Made from all-natural materials combined with the method in which they were obtained, rest assured this is the most eco-friendly clay paving option available.



4x8
#PVCP21176A1020Z

Standard Colors:



OLD COLUMBIA

Units per Cube: 605 / Cube Weight: 4800 lbs



MEGA OLDE TOWNE - SIERRA



TOP: MEGA OLDE TOWNE - GLACIER, BOTTOM: MEGA OLDE TOWNE - SIERRA


MEGA OLDE TOWNE ▶

Our classic European look on a larger scale. Mega Olde Towne pavers are the perfect choice for large projects or when your design demands a dramatic paving style. Mega Olde Towne provides all the features of the popular Stonehurst paver, while offering a sleek smooth surface.




6x9, 9x9, 9x12
#PV21330

Standard Colors:



AUTUMN BLEND



GLACIER



SAND DUNE



SIERRA

SF per Cube: 116 / Cube Weight: 3015 lbs / Surface: Pillow Top / Sold by the full cube only.



OLDE TOWNE - SAND DUNE



TOP/BOTTOM: OLDE TOWNE - SIERRA

OLDE TOWNE ▶

Olde Towne is the classic choice for hardscape projects where the smaller format of classic European elegance is more appealing. The smaller sizes are ideal for traditional or random patterns, while the natural cobblestone appearance gives long-lasting beauty and Old World charm to any hardscape project.



Olde Towne
4x6, 6x6, 6x9
#PV21340



Olde Towne 2pc
6x6, 6x9
#PV21385




Olde Towne 6x9
6x9
#PV21380

Standard Colors:



AUTUMN BLEND



GLACIER



SAND DUNE



SIERRA

SF per Cube: 124 / **Cube Weight:** 3225 lbs / **Surface:** Pillow Top / Olde Towne pavers are sold by the full cube only. 6x9 pavers are available in full cubes and also in bands of 25 square feet.




PARK PLAZA 12x12 - SAND DUNE



TOP: PARK PLAZA 12x12 - TAUPE, BOTTOM: PARK PLAZA 12x24 - SAND DUNE

PARK PLAZA ▶

With a wide variety of sizes and colors Park Plaza is our most versatile paver. Designed to create some of the most distinctive designs in landscape architecture through mixing and matching of coordinating styles. With multiple colors available for each shape, you can further customize your ideal. Suitable for both residential and commercial applications.




Park Plaza pavers are sold by the full cube only.

Standard Colors:





PLANK COMBO - NATURAL GREY AND TAN



TOP: PLANK 4X12 - CHARCOAL, NATURAL GREY & WHITE
 BOTTOM: PLANK COMBO - CHARCOAL, SANDSTONE & WHITE

PLANK ▶

Rethinking traditional brick pavers, Plank pavers provide a simple yet bold statement with grand proportions perfect for driveways and patios. Plank pavers are available in a variety of 9 solid colors which offer effortless design options to complement any setting.




Standard Colors:



SF per Cube: 102 (4x12), 101 (4x16), 58 (Combo) / **Cube Weight:** 2652 lbs (4x12), 2626 lbs (4x16), 2100 lbs (Combo) / **Surface:** Flat Top
 Sold in full cubes only. / Available in only one color per cube. / 2-3/8" thick Plank Pavers are not suitable for vehicular applications.




SHELLSTONE - WHITE




SHELLSTONE - WHITE

SHELLSTONE ▶

Shellstone pavers are a ground-face product that blends oyster shells and coquina with our standard paver formula. The pavers are then ground to expose the shells and aggregates inside, creating an exposed coquina-shell finish with an airy coastal appeal for borders, pool decks, lanais, walkways, porches and more.



Standard Colors:



Shellstone pavers are available in Square Edge or Chamfered Edge.



STONEHURST - GLACIER



TOP: STONEHURST - SAND DUNE, BOTTOM: STONEHURST - GLACIER

STONEHURST ▶

The muted sophistication and dimensions of Stonehurst complement a diverse range of hardscape installations, regardless of size and complexity. The natural slate stone finish of these premium pavers adds an elegant, upscale character to your home.




6x9, 9x9, 9x12
#PV21490


Standard Colors:



AUTUMN BLEND



GLACIER



SAND DUNE



SIERRA

SF per Cube: 116 / Cube Weight: 3015 lbs / Surface: Slate Texture / Sold by the full cube only



TEMPLEHURST - SIERRA



TOP: TEMPLEHURST - SAND DUNE, BOTTOM: TEMPLEHURST - SIERRA

TEMPLEHURST ▶

Templehurst redefines the classic stone paver with a contemporary flair. It features simplicity at its finest with clean lines and grand size, yet still offers a natural touch with distinctive texture and color blends. Use Templehurst pavers to create exquisite pool decks, pathways and patios.




9-1/2x12-1/2, 12-1/2x12-1/2, 12-1/2x22
#PV21210


Standard Colors:



AUTUMN BLEND



GLACIER



SAND DUNE



SIERRA

SF per Cube: 116 / Cube Weight: 3015 lbs / Surface: Slate Texture / Templehurst pavers are sold by the full cube only. Not suitable for vehicular applications.



TUSCANY - SIERRA



TOP: TUSCANY - GLACIER, BOTTOM: TUSCANY - GRANITE


TUSCANY ▶

Tuscany is a unique split-faced, antiqued paver mimicking granite cobbles with an exposed aggregate and black granite-like finish. Tuscany offers panache and elegance and is often the paver of choice for high-end entryways, driveways and streetscapes.




4x4
#PV31390


Standard Colors:



GLACIER



GRANITE



OAK RUN



SIERRA

SF per Cube: 72 / Cube Weight: 2415 lbs / Surface: Hard Split / Sold by the full cube only.



ULTRA COMBO - GLACIER


ULTRA COMBO ▶

Looking to add a contemporary feel to your hardscape design? Our two-piece Ultra Combo provides a modern lineal look that works well in both small and large settings. Available in our most popular colors, Ultra Combo is ideal for driveways, patios and pool decks.




8-3/4x8-3/4, 8-3/4x12-3/4
#PV2410

Standard Colors:



GLACIER



GRANITE



SAND DUNE



SIERRA

SF per Cube: 107 / Cube Weight: 2800 lbs / Surface: Flat Top



4x8 Brick Pavers

PRODUCT #	DIMENSIONS (in.)	THICKNESS (in.)	SF PER CUBE	CUBE WEIGHT (lbs.)
PV21040	4x8	2-3/8	120	3120



4" Remodel Bullnose

PRODUCT #	NOSE COVERAGE (in.)	DIMENSIONS (in.)	THICKNESS (in.)	UNITS PER CUBE	CUBE WEIGHT (lbs.)
BN02100	4	4x9	1	250	1,170



Aristone 8x12

PRODUCT #	DIMENSIONS (in.)	THICKNESS (in.)	SF PER CUBE	CUBE WEIGHT (lbs.)
PV21430F	8x12	2-3/8	106	2756



Clay Pavers

PRODUCT #	DIMENSIONS (in.)	THICKNESS (in.)	UNITS PER BOX	CUBE WEIGHT (lbs.)
CP21176A1020Z	4x8	2	605	4800



Aristone 12x12

PRODUCT #	DIMENSIONS (in.)	THICKNESS (in.)	SF PER CUBE	CUBE WEIGHT (lbs.)
PV21440F	12x12	2-3/8	120	3120



Mega Olde Towne

PRODUCT #	DIMENSIONS (in.)	THICKNESS (in.)	SF PER CUBE	CUBE WEIGHT (lbs.)
PV21330	6x9, 9x9, 9x12	2-3/8	116	3015



Aristone 16x16

PRODUCT #	DIMENSIONS (in.)	THICKNESS (in.)	SF PER CUBE	CUBE WEIGHT (lbs.)
PV21450F	16x16	2-3/8	107	2780



Olde Towne

PRODUCT #	DIMENSIONS (in.)	THICKNESS (in.)	SF PER CUBE	CUBE WEIGHT (lbs.)
PV21340	4x6, 6x6, 6x9	2-3/8	124	3225



Regular Bullnose

PRODUCT #	DIMENSIONS (in.)	THICKNESS (in.)	SF PER CUBE	CUBE WEIGHT (lbs.)
BN02020	4x9	2-3/8	455	2,184



Olde Towne 2pc

PRODUCT #	DIMENSIONS (in.)	THICKNESS (in.)	SF PER CUBE	CUBE WEIGHT (lbs.)
PV21385	6x6, 6x9	2-3/8	124	3225




2-3/4" Remodel Bullnose

PRODUCT #	NOSE COVERAGE (in.)	DIMENSIONS (in.)	THICKNESS (in.)	UNITS PER CUBE	CUBE WEIGHT (lbs.)
BN02080	2-3/4	4x9	1	320	1,375



Olde Towne 6x9

PRODUCT #	DIMENSIONS (in.)	THICKNESS (in.)	SF PER CUBE	CUBE WEIGHT (lbs.)
PV21380	6x9	2-3/8	124	3225



8x12 Park Plaza

PRODUCT #	DIMENSIONS (in.)	THICKNESS (in.)	SF PER CUBE	CUBE WEIGHT (lbs.)
PV21430	8x12	2-3/8	106	2,750



12x12 Park Plaza

PRODUCT #	DIMENSIONS (in.)	THICKNESS (in.)	SF PER CUBE	CUBE WEIGHT (lbs.)
PV21440	12x12	2-3/8	120	3,120




16x16 Park Plaza

PRODUCT #	DIMENSIONS (in.)	THICKNESS (in.)	SF PER CUBE	CUBE WEIGHT (lbs.)
PV21450	16x16	2-3/8	107	2,780



12x24 Park Plaza

PRODUCT #	DIMENSIONS (in.)	THICKNESS (in.)	SF PER CUBE	CUBE WEIGHT (lbs.)
PV21443	12x24	2-3/8	120	3,120
PV41445	12x24	4	60	2,200



24x24 Park Plaza

PRODUCT #	DIMENSIONS (in.)	THICKNESS (in.)	SF PER CUBE	CUBE WEIGHT (lbs.)
PV21455	24x24	2-3/8	96	2,500



Plank 4x12

PRODUCT #	DIMENSIONS (in.)	THICKNESS (in.)	SF PER CUBE	CUBE WEIGHT (lbs.)
PV21705	4x12	2-3/8	102	2652

Not suitable for vehicular applications.



Plank 4x16

PRODUCT #	DIMENSIONS (in.)	THICKNESS (in.)	SF PER CUBE	CUBE WEIGHT (lbs.)
PV21710	4x16	2-3/8	101	2626

Not suitable for vehicular applications.



Plank Combo

PRODUCT #	DIMENSIONS (in.)	THICKNESS (in.)	SF PER CUBE	CUBE WEIGHT (lbs.)
PV31715	4x12, 4x16	4	58	2100

Each cube contains: 16 SF of 4"x12", 42 SF of 4"x16"



Stonehurst

PRODUCT #	DIMENSIONS (in.)	THICKNESS (in.)	SF PER CUBE	CUBE WEIGHT (lbs.)
PV21490	6x9, 9x9, 9x12	2-3/8	116	3015



Shellstone 4x8

PRODUCT #	DIMENSIONS (in.)	THICKNESS (in.)	CUBE WEIGHT (lbs.)
PV21040G	4x8	2-3/8	3120



Shellstone 8x8

PRODUCT #	DIMENSIONS (in.)	THICKNESS (in.)	CUBE WEIGHT (lbs.)
PV21420G	8x8	2-3/8	2756



Shellstone 8x12

PRODUCT #	DIMENSIONS (in.)	THICKNESS (in.)	CUBE WEIGHT (lbs.)
PV21430G	8x12	2-3/8	2680



Shellstone 12x12

PRODUCT #	DIMENSIONS (in.)	THICKNESS (in.)	CUBE WEIGHT (lbs.)
PV21440G	12x12	2-3/8	3120



Shellstone 16x16

PRODUCT #	DIMENSIONS (in.)	THICKNESS (in.)	CUBE WEIGHT (lbs.)
PV21450G	16x16	2-3/8	2780



Templehurst

PRODUCT #	DIMENSIONS (in.)	THICKNESS (in.)	SF PER CUBE	CUBE WEIGHT (lbs.)
PV21210	9-1/4x12-1/2, 12-1/2x12-1/2, 12-1/2x22	2-3/8	116	3,015



Tuscany

PRODUCT #	DIMENSIONS (in.)	THICKNESS (in.)	SF PER CUBE	CUBE WEIGHT (lbs.)
PV31390	4x4	4	72	2415



Ultra Combo

PRODUCT #	DIMENSIONS (in.)	THICKNESS (in.)	SF PER CUBE	CUBE WEIGHT (lbs.)
PV2410	8-3/4x8-3/4, 8-3/4x12-3/4	2-3/8	107	2800

APPLICATION MATRIX

NOTES

PRODUCT	SIZE (WxL)	THICKNESS						
			PEDESTRIAN	LIGHT VEHICULAR	MEDIUM VEHICULAR	HEAVY VEHICULAR	PERMEABLE	ADA COMPLIANT
PAVERS								
PV21040	4x8 Brick	4x8	X	X	X			X
PV21430F	Aristone 8x12	8x12	X	X				X
PV21440F	Aristone 12x12	12x12	X	X				X
PV21450F	Aristone 16x16	16x16	X					X
BN02020	Regular Bullnose	4x9	X					
BN02080	2-3/4" Remodel Bullnose	4x9	X					
BN02100	4" Remodel Bullnose	4x9	X					
CP21176A1020Z	Clay Pavers	4x8	X	X				X
PV21330	Mega Olde Towne	6x9, 9x9, 9x12	X	X				X
PV21340	Olde Towne	4x6, 6x6, 6x9	X	X	X			X
PV21385	Olde Towne 2pc	6x6, 6x9	X	X	X			X
PV21380	Olde Towne 6x9	6x9	X	X	X			X
PV21430	Park Plaza 8x12	8x12	X	X				X
PV21440	Park Plaza 12x12	12x12	X	X				X
PV21450	Park Plaza 16x16	16x16	X					X
PV21443	Park Plaza 12x24	12x24	X					X
PV41445	Park Plaza 12x24	12x24	X					X
PV214155	Park Plaza 24x24	24x24	X					X
PV21705	Plank 4x12	4x12	X	X				X
PV21710	Plank 4x16	4x16	X					X
PV31715	Plank Combo	4x12, 4x16	X	X	X			X
PV21230	Roma	4x8, 8x8, 8x12	X	X				
PV21490	Stonehurst	6x9, 9x9, 9x12	X	X				X
PV21040G	Shellstone 4x8	4x8	X					X
PV21420G	Shellstone 8x8	8x8	X					X
PV21430G	Shellstone 8x12	8x12	X					X
PV21440G	Shellstone 12x12	12x12	X					X
PV21450G	Shellstone 16x16	16x16	X					X
PV21210	Templehurst	9-1/4x12-1/2, 12-1/2x12-1/2, 12-1/2x22	X					X
PV31390	Tuscany	4x4	X	X	X			X
PV2410	Ultra Combo	8-3/4x8-3/4, 8-3/4x12-3/4	X	X				X

APPLICATION MATRIX

NOTES

PRODUCT	SIZE (WxL)	THICKNESS							
			PEDESTRIAN	LIGHT VEHICULAR	MEDIUM VEHICULAR	HEAVY VEHICULAR	PERMEABLE	ADA COMPLIANT	
PORCELAIN									
PN1-0794	9x9	9x9	20mm	X					X
PN1-0795	9x18	9x18	20mm	X					X
PN1-088	24x24	24x24	20mm	X					X
PN1-0892	18x36	18x36	20mm	X					X
PN1-0887	12x24 Bullnose	12x24	20mm	X					X
PN1-0890P0106A	12x48 Etic Venice	12x48	20mm	X					X
ANTIQUED COLLECTION									
PV21040T	4x8 Brick Antiqued	4x8	60mm	X	X	X			X
PV21330T	Mega Olde Towne Antiqued	6x9, 9x9, 9x12	60mm	X	X				X
PV21340T	Olde Towne Antiqued	4x6, 6x6, 6x9	60mm	X	X	X			X
PV21385T	Olde Towne 2-pc Antiqued	6x6, 6x9	60mm	X	X	X			X
PV21380T	Olde Towne 6x9 Antiqued	6x9	60mm	X	X	X			X
PV21490T	Stonehurst Antiqued	6x9, 9x9, 9x12	60mm	X	X				X
REMODEL COLLECTION									
PV11040	4x8 Brick Remodel	4x8	30mm	X					X
PV11330	Mega Olde Towne Remodel	6x9, 9x9, 9x12	30mm	X					X
PV11340	Olde Towne Remodel	4x6, 6x6, 6x9	30mm	X					X
PV11490	Stonehurst Remodel	6x9, 9x9, 9x12	30mm	X					X
PV11410	Ultra Combo Remodel	8-3/4x8-3/4, 8-3/4x12-3/4	30mm	X					X
GREEN PAVERS									
EC03143	4x8 Permeable	4x8	80mm	X	X	X	X	X	X
PV21040E	4x8 Pervious	4x8	60mm	X	X				X
EC03144	Olde Towne Permeable	4x6, 6x6, 6x9	60mm	X	X	X		X	X
PV21340E	Olde Towne Pervious	4x6, 6x6, 6x9	60mm	X	X				X
EC04020	SF Rima*	8x8	80mm	X	X	X	X	X	X*
EC04040	Turf Block	15-3/4x23-5/8	80mm	X	X			X	

*SF Rima is ADA compliant when used with 1/2 joint



PORCELAIN - BRAVE PEARL




TOP: PORCELAIN - CHROME, BOTTOM: PORCELAIN - ETIC VENICE

PORCELAIN ▶

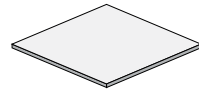
The monolithic pieces of 20mm thick porcelain pavers have been designed for those looking for the perfect balance between technical functionality and aesthetic appeal. With superior durability, porcelain tiles are ideal for a variety of both residential and commercial applications. The non-slip surface finish provides a safe surface for patios, pool decks, pathways, and urban pedestrian malls.



Standard Colors:



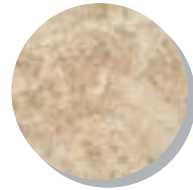
Not suitable for vehicular applications.



9x9

PRODUCT #	DIMENSIONS (in.)	THICKNESS (in.)	UNITS PER BOX	SF PER BOX	BOX WEIGHT (lbs.)
PN1-0794	9x9 (23cmx23cm)	0.8 (20mm)	11	6.25	60


Standard Colors: AIX Beige, AIX Cendre, Dolmen Pro Mix



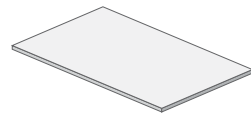
AIX - BEIGE



AIX - CENDRE



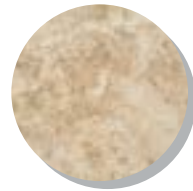
DOLMEN PRO - MIX



9x18

PRODUCT #	DIMENSIONS (in.)	THICKNESS (in.)	UNITS PER BOX	SF PER BOX	BOX WEIGHT (lbs.)
PN1-0795	9x18 (23cmx46cm)	0.8 (20mm)	5	5.75	55

Standard Colors: AIX Beige, AIX Cendre, Dolmen Pro Mix



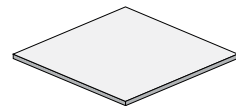
AIX - BEIGE



AIX - CENDRE



DOLMEN PRO - MIX



24x24

PRODUCT #	DIMENSIONS (in.)	THICKNESS (in.)	UNITS PER BOX	SF PER BOX	BOX WEIGHT (lbs.)
PN1-088	24x24 (60cmx60cm)	0.8 (20mm)	2	8 (4/unit)	77


Standard Colors: Chrome, Gypsum, Pearl, Sand



CHROME



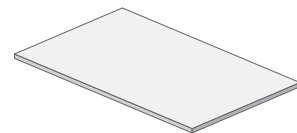
GYPSUM



PEARL



SAND



18x36

PRODUCT #	DIMENSIONS (in.)	THICKNESS (in.)	UNITS PER BOX	SF PER BOX	BOX WEIGHT (lbs.)
PN1-0892	18x36 (45cmx90cm)	0.8 (20mm)	2	9 (4.5/Unit)	87

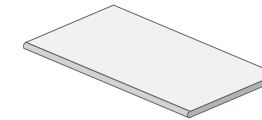
Standard Colors: Gypsum, Pearl



GYPSUM



PEARL




12x24 Bullnose

PRODUCT #	DIMENSIONS (in.)	THICKNESS (in.)	UNITS PER BOX	SF PER UNIT	UNIT WEIGHT (lbs.)
PN1-0887	12x24 (30cmx60cm)	0.8 (20mm)	Sold as individual units	2	18


Standard Colors: Chrome, Gypsum, Pearl, Sand




CHROME



GYPSUM



PEARL



SAND



12x48 ETIC VENICE

PRODUCT #	DIMENSIONS (in.)	THICKNESS (in.)	UNITS PER BOX	SF PER BOX	BOX WEIGHT (lbs.)
PN1-0890P0106A	12x48 (30cmx120cm)	0.8 (20mm)	2	8 (4/Unit)	77

Standard Colors: ETIC Venice




ETIC VENICE



18x36 AXI GREY

PRODUCT #	DIMENSIONS (in.)	THICKNESS (in.)	UNITS PER BOX	SF PER BOX	BOX WEIGHT (lbs.)
PN1-0892	18x36 (45cmx90cm)	0.8 (20mm)	2	9 (4.5/Unit)	87

Standard Colors: AXI Grey




AXI GREY



MEGA OLDE TOWNE ANTIQUED - CAPPUCCINO

ANTIQUED COLLECTION ▶ RUSTIC. WEATHERED. CHISELLED.



OLDE TOWNE ANTIQUED - GRANITE

Through our unique tumbling process, Tremron's antiqued collection provides all the handsome features of the traditional style paver with an added vintage look and feel. Possessing the same versatility and durability of their modern-style counterparts, antiqued pavers have a weathered look straight out of Old-World towns.



4x8 Brick Antiqued

PRODUCT #	DIMENSIONS (in.)	THICKNESS (in.)	SF PER CUBE	CUBE WEIGHT (lbs.)
PV21040T	4x8	2-3/8	120	3,120



Mega Olde Towne Antiqued

PRODUCT #	DIMENSIONS (in.)	THICKNESS (in.)	SF PER CUBE	CUBE WEIGHT (lbs.)
PV21330T	6x9, 9x9, 9x12	2-3/8	116	3015



Olde Towne Antiqued

PRODUCT #	DIMENSIONS (in.)	THICKNESS (in.)	SF PER CUBE	CUBE WEIGHT (lbs.)
PV21340T	4x6, 6x6, 6x9	2-3/8	124	3225



Olde Towne 2pc Antiqued

PRODUCT #	DIMENSIONS (in.)	THICKNESS (in.)	SF PER CUBE	CUBE WEIGHT (lbs.)
PV21385T	6x6, 6x9	2-3/8	124	3225



Olde Towne 6x9 Antiqued

PRODUCT #	DIMENSIONS (in.)	THICKNESS (in.)	SF PER CUBE	CUBE WEIGHT (lbs.)
PV21380T	6x9	2-3/8	124	3225



Stonehurst Antiqued

PRODUCT #	DIMENSIONS (in.)	THICKNESS (in.)	SF PER CUBE	CUBE WEIGHT (lbs.)
PV21490T	6x9, 9x9, 9x12	2-3/8	116	3015



Tuscany

PRODUCT #	DIMENSIONS (in.)	THICKNESS (in.)	SF PER CUBE	CUBE WEIGHT (lbs.)
PV31390	4x4	4	72	2415



STONEHURST ANTIQUED - SAND DUNE



MEGA OLDE TOWNE - SIERRA

REMODEL COLLECTION ▶ REMODEL. RENOVATE. OVERLAY.



MEGA OLDE TOWNE - SIERRA

Tremron's remodel pavers provide a cost benefit by eliminating the need to remove existing concrete prior to installation. All of Tremron's remodel pavers are manufactured according to the same standards as our full size pavers and are available in the same range of popular colors. This allows for a seamless transition from remodel pavers to full size pavers for patio extensions or where an existing entryway meets a driveway.

REMODEL COLLECTION ▶



4x8 Brick Remodel

PRODUCT #	DIMENSIONS (in.)	THICKNESS (in.)	SF PER CUBE	CUBE WEIGHT (lbs.)
PV11040	4x8	1	106	1400

Pedestrian use only. Not for vehicular applications.



Mega Olde Towne Remodel

PRODUCT #	DIMENSIONS (in.)	THICKNESS (in.)	SF PER CUBE	CUBE WEIGHT (lbs.)
PV11330	6x9, 9x9, 9x12	1	116	1255

Pedestrian use only. Not for vehicular applications.



Olde Towne Remodel

PRODUCT #	DIMENSIONS (in.)	THICKNESS (in.)	SF PER CUBE	CUBE WEIGHT (lbs.)
PV11340	4x6, 6x6, 6x9	1	104	1375

Pedestrian use only. Not for vehicular applications.



Stonehurst Remodel

PRODUCT #	DIMENSIONS (in.)	THICKNESS (in.)	SF PER CUBE	CUBE WEIGHT (lbs.)
PV11490	6x9, 9x9, 9x12	1	116	1255

Pedestrian use only. Not for vehicular applications.




Ultra Combo Remodel

PRODUCT #	DIMENSIONS (in.)	THICKNESS (in.)	SF PER CUBE	CUBE WEIGHT (lbs.)
PV11410	8-3/4x8-3/4, 8-3/4x12-3/4	1	107	2800





SF RIMA - GRANITE



TURF BLOCK - NATURAL GREY

GREEN COLLECTION ▶ PERMEABLE. PERVIOUS. ECO-FRIENDLY.

Tremron's Green Collection offer aesthetic beauty, and engineered quality, while positively contributing to the surrounding environment. These specially designed pavers will reduce or eliminate storm water runoff and decrease flooding, while returning rainwater into the natural water table. In addition, Permeable Pavers also provide a sturdy paved surface for vehicular and foot traffic in parking areas, low volume roadways, driveways, patios, and walkways.



4x8 PERMEABLE - SIERRA

4x8 PERMEABLE ▶

The 4x8 Permeable Paver has the appearance of a traditional paver, but with oversized joints to allow for water to infiltrate through the sub base releasing into the ground below. This reduces runoff and helps filter the rain water as it is reintroduced back into the ground water supply. Produced in a 3 1/8" thickness, it can be used in both residential and heavy vehicular applications, and is compliant with the Americans with Disabilities Act.



4x8
#EC03143

SF per Cube: 96 / Cube Weight: 3300 lbs / Permeability: 9.6%



SF RIMA - NATURAL GREY

SF RIMA ▶

SF Rima permeable pavers will reduce or eliminate storm water runoff, which decreases flooding and relieves sewer systems. With a 3 1/8" thick profile, SF Rima provides a sturdy surface for vehicular traffic, making it perfect for both residential and commercial uses. With the unique spacer design, SF Rima can be installed nub to block, or nub to nub for increased water drainage and turf growth.




NUB-TO-BLOCK
7.5%
PERMEABILITY

NUB-TO-NUB
10%
PERMEABILITY

8x8
#EC04020

SF per Cube: 99 / Cube Weight: 2900 lbs / Permeability: 7.5% - 10%



TURF BLOCK - NATURAL GREY

GREEN COLLECTION ▶



4x8 PERMEABLE

PRODUCT #	DIMENSIONS (in.)	THICKNESS (in.)	SF PER CUBE	CUBE WEIGHT (lbs.)	PERMEABILITY
EC03143	4x8	3-1/8	96	3,300	9.6%



4x8 PERVIOUS

PRODUCT #	DIMENSIONS (in.)	THICKNESS (in.)	SF PER CUBE	CUBE WEIGHT (lbs.)	PERVIOUS
PV21040E	4x8	2-3/8	120	3,120	YES



OLDE TOWNE PERMEABLE

PRODUCT #	DIMENSIONS (in.)	THICKNESS (in.)	SF PER CUBE	CUBE WEIGHT (lbs.)	PERMEABILITY
EC03144	4x6, 6x6, 6x9	2-3/8	90	2,350	10.5%



OLDE TOWNE PERVIOUS

PRODUCT #	DIMENSIONS (in.)	THICKNESS (in.)	SF PER CUBE	CUBE WEIGHT (lbs.)	PERVIOUS
PV21340E	4x6, 6x6, 6x9	2-3/8	124	3,330	YES



SF RIMA

PRODUCT #	DIMENSIONS (in.)	THICKNESS (in.)	SF PER CUBE	CUBE WEIGHT (lbs.)	PERMEABILITY
EC04020	8x8	3-1/8	99	2,900	7.5-10%



TURF BLOCK

PRODUCT #	DIMENSIONS (in.)	THICKNESS (in.)	SF PER CUBE	CUBE WEIGHT (lbs.)	PERMEABILITY
EC04040	15-3/4x23-5/8	3-1/8	94	2,200	40%

TURF BLOCK ▶

Providing a permanent solution to soil erosion problems, Turf Block can be used in a wide variety of applications, from fire routes and parking areas to residential applications such as driveways and patios. Manufactured 3 1/8" thick, Turf Block provides a sturdy pavement for vehicular traffic that is perfect for both residential and commercial uses.




15-3/4x23-5/8
#EC04040


Standard Colors:




CHARCOAL




GRANITE




NATURAL GREY




AUTUMN BLEND



GLACIER



SAND DUNE



SIERRA

Special Order Colors:

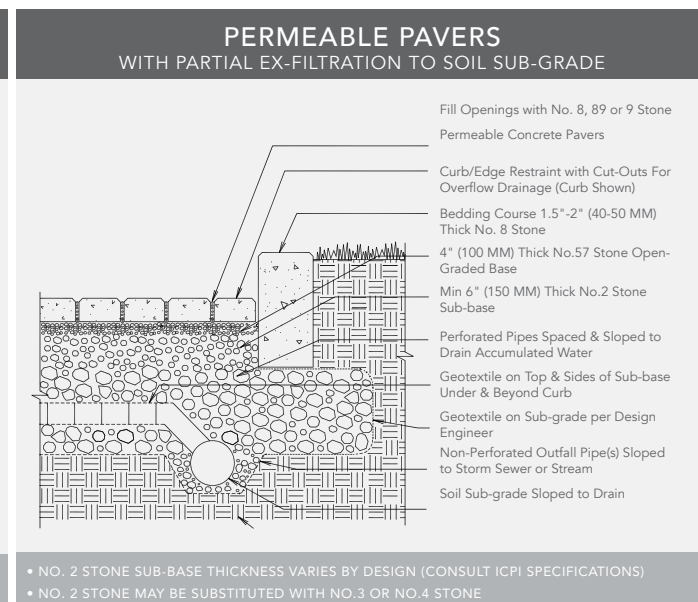
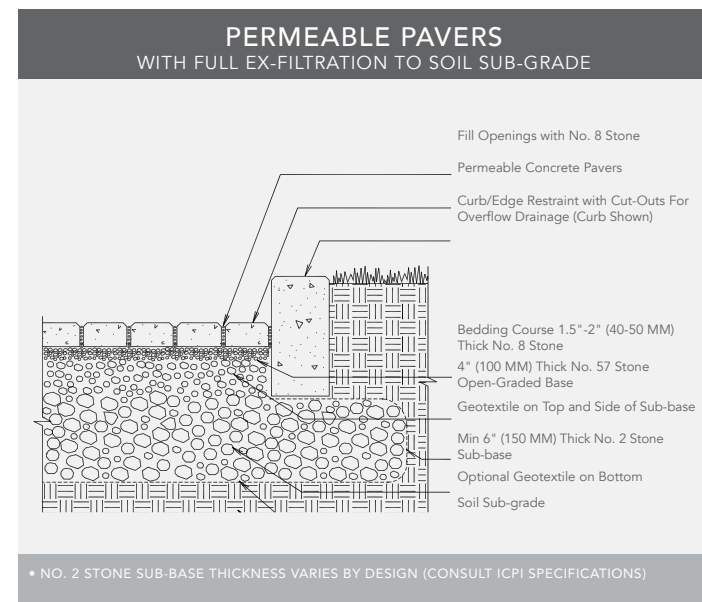
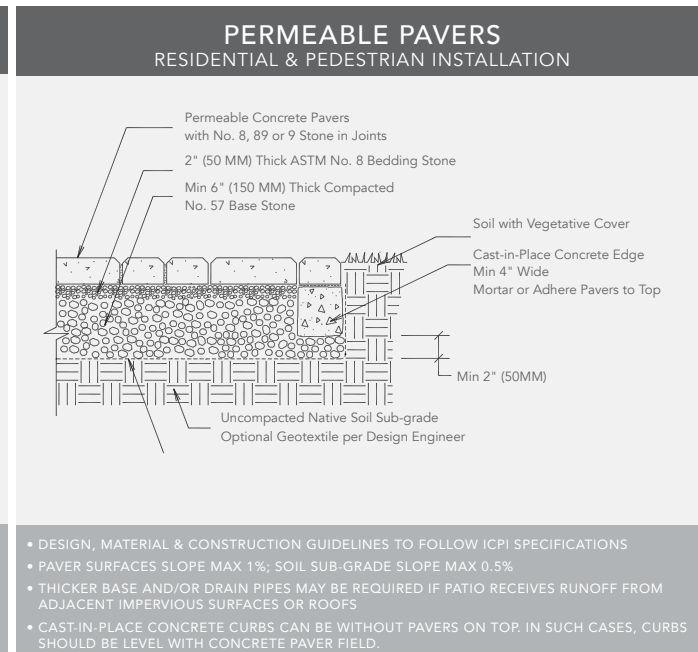
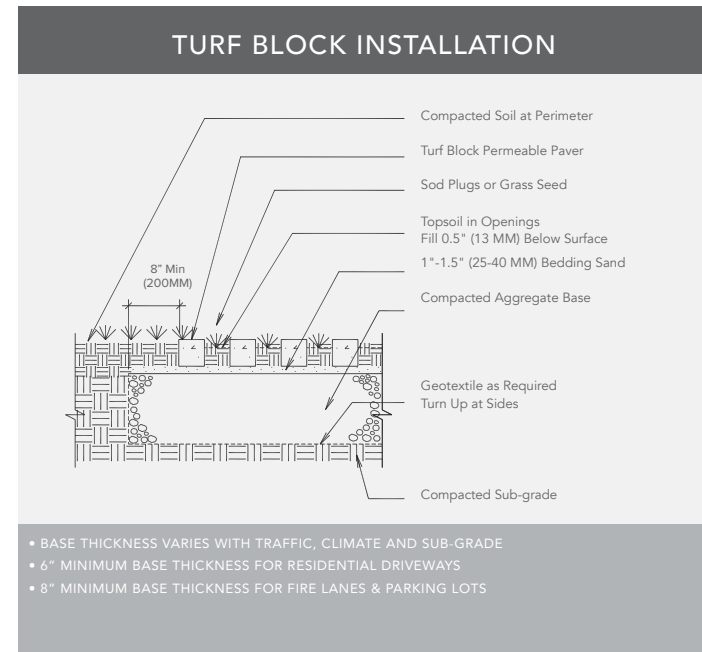
SF per Cube: 94 / Cube Weight: 2200 lbs / Permeability: 40%

Tremron's Green Collection offers aesthetic beauty and engineered quality while positively contributing to the surrounding environment. These specially designed pavers will reduce or eliminate stormwater runoff and decrease flooding, while returning rainwater into the natural water table. In addition, Permeable Pavers also provide a sturdy paved surface for vehicular and foot traffic in parking areas, low volume roadways, driveways, patios, and walkways.

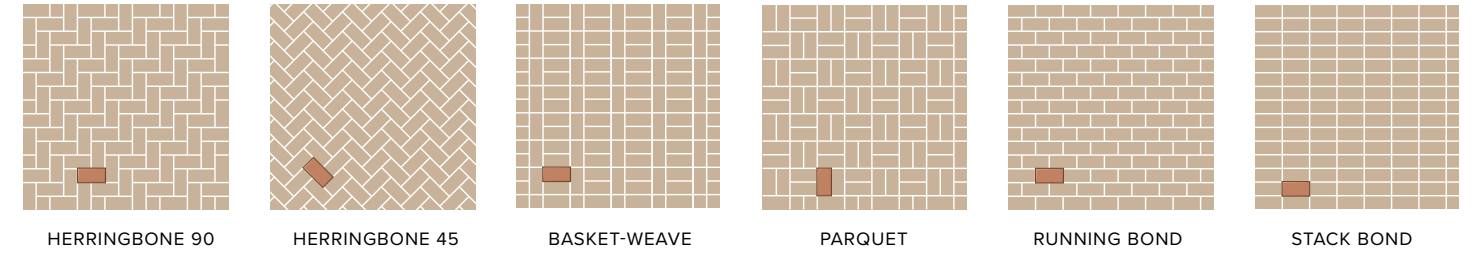
Environmental Benefits of Permeable Pavers

- **Surface Water Management**
Stormwater drains back into native soil, recharging groundwater supplies and reducing stormwater runoff
- **Reduce Landscape Irrigation Demand**
Recharges groundwater supplies
- **Minimize Local Heat Island Effects**
Permeable pavers are available in colors that have high SRI values which in turn help reduce heat island effects

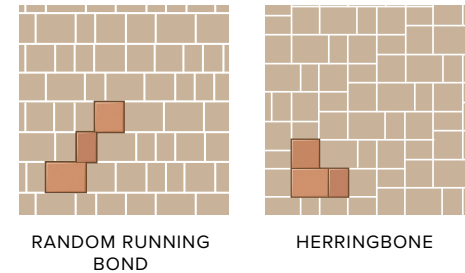
The benefits of Permeable Pavers are well-documented, and their use by designers is encouraged. The United States Green Building Council (USGBC) recognizes Permeable Pavers as a best management practice (BMP) to control the quality and quantity of stormwater runoff. The USGBC Leadership in Energy and Environmental Design (LEED®) Green Building Rating System provides a variety of credits for projects that incorporate Permeable Paver Systems.



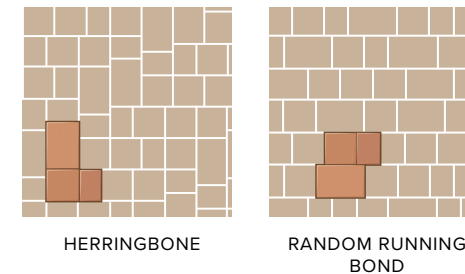
4x8 Brick Pavers



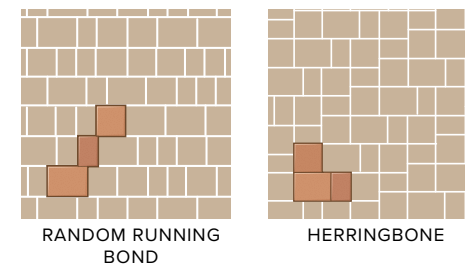
Mega Olde Towne



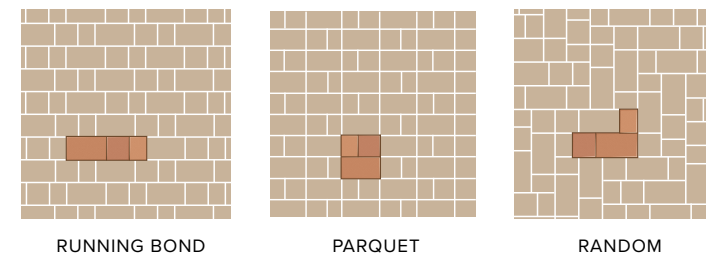
Olde Towne



Stonehurst



Templehurst





STONEGATE® - SIERRA

WALL BLOCKS ▶

BEAUTY. QUALITY. VALUE.



STONEGATE® - SIERRA

Envision a place that family and friends gather to spend long summer evenings sharing laughter, or a place you can unwind on a cool crisp fall night with a glass of wine listening to the crackle of the fire with that special someone. This is a place where stories are told and memories are made. This place is home. Creating your perfect outdoor living space is made easy with Tremron pavers and wall blocks. With unmatched versatility and reliability, and backed by a 25-year warranty, you can rest assured that great memories are sure to follow for years to come.



STONEGATE® - SIERRA



TOP/BOTTOM: STONEGATE® - SIERRA

STONEGATE® ▶

Stonegate wall blocks are the perfect combination of function and style. Available in three unique shapes and sizes, they have a weathered, cut-stone appearance. The double-sided Stonegate wall blocks can be installed in patterns or irregularly, emulating the look of quaint European village stonework.



Large
16-14x10x6



Medium
12-10x10x6
#RW03150



Small
6-4x10x6



AUTUMN BLEND



GLACIER



GRANITE



SAND DUNE



SIERRA

Standard Colors:

SF per Cube: 26 / **Cube Weight:** 2500 lbs / **Surface:** Tumbled
Stonegate wall blocks are sold by the full cube only. Each cube contains a combination of 3 sizes of wall blocks.



MUNICH - SIERRA



TOP: MUNICH - AUTUMN BLEND, BOTTOM: MUNICH - SIERRA

MUNICH ▶

Available in two different shapes, Munich wall blocks are simple and flexible with a seemingly endless variety of installation options, such as custom mailboxes, fire pits, seating walls, ponds, planters, and raised gardens. Further enhancing their beauty, each block is tumbled to create a natural, antique finish.



Full Block
12x8x4
#RW03800

Wedge Block
7-5x8x4
#RW03802


Standard Colors:



AUTUMN BLEND



GLACIER



GRANITE



SAND DUNE



SIERRA

Units per Cube: 128 (Full Block), 72 (Wedge Block) / Cube Weight: 3330 lbs (Full Block), 1100 lbs (Wedge Block) / Surface: Tumbled



MUNICH - SIERRA



TOP: MUNICH - SIERRA, BOTTOM: MUNICH - SAND DUNE

FIRE PITS ▶

Create a natural gathering space for friends and family with a fire pit by Tremron. Whether you're roasting marshmallows over laughter and stories or sipping wine for two, memories are sure to be created year-after-year with this great feature added to your outdoor living space.



MUNICH 30" FIRE PIT KIT
SHOWN WITH OPTIONAL ITEMS:
SCREEN, FIRE PIT RING AND GRILL


Standard Colors:




AUTUMN BLEND



GLACIER



GRANITE



SAND DUNE



SIERRA

WALL BLOCKS ▶



STONEGATE®

PRODUCT #	DIMENSIONS (in.)	HEIGHT (in.)	DEPTH (in.)	SF PER CUBE	CUBE WEIGHT (lbs.)
RW03150	SM: 6/4, MED: 12/10, LG: 16/14	6	10	26	2,500



STONEGATE® CAP

PRODUCT #	DIMENSIONS (in.)	HEIGHT (in.)	DEPTH (in.)	UNITS PER CUBE	CUBE WEIGHT (lbs.)
RW03151	8	3	12	126	2,756



MUNICH FULL BLOCK

PRODUCT #	DIMENSIONS (in.)	HEIGHT (in.)	DEPTH (in.)	UNITS PER CUBE	CUBE WEIGHT (lbs.)
RW03800	12	4	8	128	3,330



MUNICH WEDGE BLOCK

PRODUCT #	DIMENSIONS (in.)	HEIGHT (in.)	DEPTH (in.)	UNITS PER CUBE	CUBE WEIGHT (lbs.)
RW03802	7/5	4	8	72	1,100



COLOR MATRIX

- STANDARD COLORS
- X EXTENDED LEAD TIME COLORS

PRODUCT	STANDARD COLORS											SPECIAL ORDER COLORS							
	AUTUMN BLEND	CHARCOAL	CORAL	DARK BROWN	GLACIER	LIGHT HUNTINGTON	NATURAL GREY	SAND DUNE	SANDSTONE	SIERRA	TAN	TAUPE	WHITE	COFFEE	DRIFTWOOD	GRANITE	HERITAGE	LION'S BRIDGE	SANTA FE
PAVERS																			
4x8 Brick	•	x	x		•	x	•	x	•	x	x	x	x	x	x	x	x	x	x
Mega Olde Towne	•				•		•		•				x	x	x	x	x	x	x
Olde Towne	•				•		•		•				x	x	x	x	x	x	x
Olde Towne 6x9	•	x			•		•		•	x	x		x	x	x	x	x	x	x
Park Plaza	x	x			x		x	x	x	x	x	x			x		x		
Plank		x	x	x		x	x		x		x	x	x						
Stonehurst	•				•		•		•				x		x	x	x	x	x
Templehurst	•				•		•		•										
Tuscany					x				x						x				
Ultra Combo	x				x		x		x										
ANTIQUED COLLECTION																			
4x8 Brick	•	x	x		•	x	•	x	•	x	x	x	x	x	x	x	x	x	x
Mega Olde Towne	•				•		•		•				x	x	x	x	x	x	x
Olde Towne	•				•		•		•				x	x	x	x	x	x	x
Stonehurst	•				•		•		•				x		x	x	x	x	x
Tuscany					x				x						x				
REMODEL COLLECTION																			
4x8 Brick	•	x	x		•	x	•	x	•	x	x	x	x	x	x	x	x	x	x
Mega Olde Towne	•				•		•		•				x	x	x	x	x	x	x
Olde Towne	•				•		•		•				x	x	x	x	x	x	x
Stonehurst	•				•		•		•				x		x	x	x	x	x
Ultra Combo	x				x		x		x										
GREEN PAVERS																			
4x8 Permeable	x	x			x	x	x		x						x				
4x8 Pervious	x				x		x		x						x	x			
Olde Towne Permeable	x				x		x		x						x	x			
Olde Towne Pervious	x				x		x		x						x	x			
SF Rima	x				x	x	x		x						x	x			
Turf Block						x													
ARCHITECTURAL PAVERS																			
Aristone						x		x				x							
Shellstone			x			x		x				x							
BULLNOSE PAVERS																			
Regular Bullnose	x	x	x		x		x	x	x	x	x	x							x
2-3/4 Remodel Bullnose	x	x	x		x		x	x	x	x	x	x							x
4 Remodel Bullnose	x	x	x		x		x	x	x	x	x	x							x
WALL BLOCKS & CAPS																			
Munich	x				x		x	x							x				
Stonegate - Block/Cap	x				x		x	x							x				
CEMENT																			
Grey Cement		x		x		x				x	x		x	x	x	x			x
White Cement	x		x		x	x	x	x				x							x

* Product styles, shapes, and color availability are subject to change without notice.

COLOR MATRIX - PORCELAIN

- STANDARD COLORS
- X EXTENDED LEAD TIME COLORS

PRODUCT	STANDARD COLORS								
	AIX - BEIGE	AIX - CENDRE	AXI GREY	CHROME	DOLEMN PRO - MIX	ETIC VENICE	GYPSUM	PEARL	SAND
PORCELAIN									
9x9	•	•			•				
9x18	•	•			•				
24x24				•			•	•	•
18x36			•				•	•	•
12x24 Bullnose			•				•	•	•
12x24 Etic Venice						•			
18x36 AXI Grey			•						

* Product styles, shapes, and color availability are subject to change without notice.

SPECIAL ORDER COLORS



COFFEE

DRIFTWOOD

GRANITE

HERITAGE

LION'S BRIDGE

SANTA FE

GATOR CLEANERS



EFFLORESCENCE CLEANER
1 GALLON



OIL & GREASE REMOVER
1 QUART



RUST REMOVER
1 GALLON



RUBBER, PAINT, TAR REMOVER
1 QUART



SEALER STRIPPER
5 GALLON

GATOR SEALERS



**LOW GLOSS SEALER
+ COLOR ENHANCER**
5 GALLON



**HIGH GLOSS SEALER
+ COLOR ENHANCER**
5 GALLON



NATURAL LOOK SEALER
5 GALLON




NATURAL STONE SEALER
1 GALLON



SATIN LOOK SEALER
5 GALLON

GATOR ACCESSORIES



EDGE RESTRAINTS
8' LENGTHS
TWIST & LOCK CONNECTION

Gator Edge Flex is made with 100% Polypropylene Copolymer. This provides great strength and greater flexibility. The Flex model is used for all curved applications such as walkways, paths, entrances.



GATOR BLOCK BOND XP
10 OZ TUBE
PERMANENT BOND IN 24 HRS

Gator Block Bond Adhesive is one of the strongest polyurethane adhesives on the market. It is specially formulated for bonding concrete, natural stones, blocks, bricks and pavers.



G2 SUPERSAND
50 LB BAG
FOR JOINTS UP TO 2"


Gator G2 Polymeric Sand is made with a state-of-the-art manufacturing process where calibrated sand is mixed with sophisticated intelligent polymers. This new generation of Intelligent Polymers neutralizes haze and dust. The polymeric sand application is now dust-free and haze-free. No blower is needed and the intelligent polymeric sand requires only one watering.



G2 GATOR MAXX
50 LB BAG
FOR JOINTS UP TO 4"



GATOR TILE SYSTEM PORCELAIN INSTALLATION



GATOR FABRIC



GATOR BASE



GATOR SPACER



GATOR BLOCK BOND



GATOR EDGE




GATOR SCREWS



GATOR SAND

GATOR BASE



- Aids in the installation of porcelain tile
- Equivalent to 288 lbs (130 kg) of crushed stone
- Replaces 6 in (15 cm) of compacted crushed stone
- Evacuates water through the channel
- Manufactured using lightweight high-density polypropylene
- Environment-friendly and 100% recyclable
- Extremely durable, will not degrade in the ground
- Designed with a tongue and groove system

GATOR SPACERS

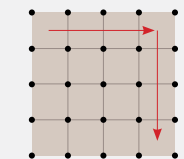


The creation of the Gator Tile System allows for the installation of porcelain tile directly on top of the Gator Base using the Gator Spacer to provide uniform spacing and unparalleled stability. The Gator Spacer has been designed to provide the right support, load transfer and a monolithic surface binding all units together.

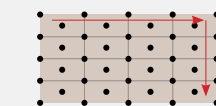
The spacer can be cut into either a half- or a quarter-unit (using an utility knife) to be used along the edge of a building or the Gator Edge. Take note that the spacer bar needs to be kept in place to ensure exact spacing when laying the tile.



GATOR SPACER CALCULATIONS



24" x 24" Tiles
Square feet x 0.4 = number of spacers



18" x 36" Tiles
Square feet x 0.75 = number of spacers



OLDE TOWNE - SAND DUNE, 4x8 PAVER - SANDSTONE AND STONEGATE® - SAND DUNE

LIGHTING



OCEAN HARBOR LIGHT
Energy Efficient LED Light
Length: 11"
Height: 9 3/4"
Base: 6"x4"



GARDEN TERRACE LIGHT
Energy Efficient LED Light
Length: 6"x6"
Height: 10 3/4"
Base: 4"x4"



WALL LED LIGHT KIT
4 Wall Mounted Light Fixtures
1 Low Voltage Transformer
8 Waterproof Wire Connectors
100' 14Ga Wire



STONEHURST - GLACIER



ULTRA COMBO - GLACIER

LOCATIONS



SERVING THE
SOUTHEAST

MANUFACTURING FACILITIES

ATLANTA
1436 MUNICIPAL PKWY
DOUGLASVILLE, GA 30134
(404) 968-8280

BOWMAN
150 ARISTA RD
BOWMAN, SC 29018
(803) 829-1731

JACKSONVILLE
2885 ST. CLAIR STREET
JACKSONVILLE, FL 32254
(904) 359-5900

MIAMI
11321 NW 138TH ST
MEDLEY, FL 33178
(305) 825-9000

ARCADIA
3144 HIGHWAY 17 NE
ARCADIA, FL 34266
(863) 491-0990

LAKELAND
1030 AIRPORT RD
LAKELAND, FL 33811
(863) 603-0995

POMPANO
1251 NE 48TH ST, POMPANO
BEACH, FL 33064
(954) 418-0000

DESIGN CENTERS

JACKSONVILLE
9440 PHILIPS HWY, STE 6
JACKSONVILLE, FL 32256
(904) 886-1970

ORLANDO
402 NORTHLAKE BLVD, #1030
ALTAMONTE SPRINGS, FL 32714
(407) 834-0997

BOCA RATON
2621 N FEDERAL HWY, STE P
BOCA RATON, FL 33431
(561) 338-9553

NAPLES
2403 TRADE CENTER WAY, STE 7
NAPLES, FL 34109
(239) 314-7395

CUSTOMER WARRANTY

THE TREMRON GUARANTEE

Tremron, LLC ("Tremron"), having its headquarters located at Five Concourse Parkway, Atlanta, GA 30328, warrants its products to be of merchantable quality if installed in accordance with applicable ICPI (www.icpi.org) or NCMA (www.ncma.org) standards. The product is not warranted as suitable for any use or purpose other than for residential application and the purpose for which the product is generally intended. This warranty does not cover standard manufacturing variations, color variations/matching or efflorescence. Tremron is not responsible for installation of the product or defective conditions caused by installation, abuse, impact, abrasion or alteration of the product, earth-shifts, excessive or unforeseen site conditions, acts of God or application of de-icing salt or other chemicals to the product. Liability under this warranty, if the product is found to be defective, is LIMITED to the replacement of the defective product, or at Tremron's option, the refund of the purchase price of the defective product. Tremron does not guarantee that the shape or color will be available in the future and will provide an alternate shape or color from its current product line as determined by Tremron at the time of an accepted warranty claim. This warranty is valid for the 25 years from the date of the delivery of the product. This warranty is non-transferable. In the event of a claim under this warranty, notice must be given to Tremron, together with original proof of purchase, at its headquarters by sending a letter to: Tremron, LLC a/s Warranties, Five Concourse Parkway, Atlanta, GA 30328. THIS WARRANTY IS ISSUED AND ACCEPTED IN LIEU OF ANY AND ALL OTHER EXPRESS WARRANTIES AND EXPRESSLY EXCLUDES LIABILITY FOR LABOR, FREIGHT AND OTHER COSTS ASSOCIATED WITH REMOVAL AND REPLACEMENT OF THE DEFECTIVE PRODUCT AND FOR INDIRECT AND CONSEQUENTIAL DAMAGES.

Due to variations in the printing and photographic processes, actual appearance and color of our products may differ from the appearance reflected in our website or in any of our brochures or other product literature and appearance and color may differ from one brochure or other product literature to the next. Please be advised that this warranty does not cover those appearances and color variations.

Once installed, our products are deemed accepted in terms of surface texture, shape, size, split face geometry, color, color blending and all other aesthetic features.

TREMRON.COM



COMBO PLANK - WHITE/NATURAL CHARCOAL



T R E M R O N . C O M